Livguard Solar

APNI BIJLI BANAO, EXPERT KO BULAO.

SOLAR KE SMART SOLUTIONS GHAR LE AAO!

Call: +91 9999 039 039



SOLAR PANEL

Livguard Solar Panels are available in Poly-crystalline and Mono PERC PV cells, with IEC compliance ranging for 40Wp - 535Wp panels. Our Panels are ideally suited for rooftop and agricultural applications.

12* Years Product Warranty

25 Years Performance Warranty

Positive Power Tolerance

- Ensures full energy harvesting
- Ensures better return on investment

Excellent Performance in low light

- High quality transparent glass
- Glossy EVA to capture maximum solar energy

Suitable for Extreme Weather

- Tempered glass withstands dynamic wind load of 2400 Pa & snow load of 5400 Pa
- Multi EVA capsulation

Potential-Induced Degradation (PID) Resistance Technology

- For longer life and lower degradation

*12 years product warranty is applicable on the 24V panels with new warranty T&C mentioned. Visit our website www.livguardsolar.com to know more on warranty T&C.

TECHNICAL DATA

Electrical Data : All Data refers to STC (1000W/m², AM1.5G, 25°C)

MODEL NAME	LGV12V40	LGV12V50	LGV12V75	LGV12V100	LGV12VS150W
Peak Power Pmax (Wp)	40	50	75	100	150
Maximum Voltage Vmpp(V)	17.50	18.00	18.00	18.00	16.9
MaximumCurrent Impp(A)	2.46	2.78	4.17	5.66	8.9
Open Circuit Voltage Voc (V)	21.00	22.00	22.00	22.00	21.6
Short Circuit Current Isc (A)	2.54	3.28	4.67	6.06	9.20
Maximum System Voltage	1000VDC	1000VDC	1000VDC	1000VDC	1000 VDC
Max Rated Current Series (Fuse Rating)	6A	6A	6A	10A	15A
Solar cell size in mm	39x157	52x157	78x157	104 x157	157x157
Nos. of Solar cell per module	36	36	36	36	32

STC :1000W/m² Irradiance, 25°C Cell Temperature, AM1.5G Spectrum according to EN 60904-3
Average relative effciency reduction of < 5% at 200W/m2 according to EN 60904-1

PERMIISSBLE OPERATING CONDITIONS

Tc of Open Circuit Voltage (ß)	-0.31%/°C ± 0.02	-0.31%/°C ± 0.02	-0.31%/°C ± 0.02	-0.31%/°C ± 0.02	-0.33%/°c ± 0.02
Tc of Short Circuit Voltage (α)	0.057%/°C ± 0.01	0.057%/°C ± 0.01	0.057%/°C ± 0.01	0.057%/°C ± 0.01	0.059%/°c ± 0.01
Tc of Power (Y)	-0.41%/°C ± 0.02	-0.41%/°C ± 0.02	-0.41%/°C ± 0.02	-0.41%/°C ± 0.02	-0.41%/°c ± 0.02
NOCT	45±2°C	45±2°C	45±2°C	45±2°C	44±2°c
Temerature Range	-40°C to +85 °C	-40°C to +85 °C	-40°C to +85 °C	-40°C to +85 °C	-40°C to +85 °C
Limiting Reverse Current (Ir)	15 A	15 A	15 A	15 A	15 A

MECHANICAL DATA

Length x Width x Height (in mm) (± 1.5 mm)	415X665X34 mm; 505X665X34 mm; 705X665X34 mm; 905X665X34 mm; 1335X665X35 mm
Junction Box	IP 65 rated with Bypass diodes
Application Class	Class A (Safety class II)
Substrate (Glass)	High transmission low iron tempered glass
Cells Encapsulant	EVA (Ethyelene Vinyl Acetate) - FC/UFC
Back Sheet	Composite film - White
Frame	Silver Anodized aluminum frame with twin wall profile
Mechanical Load Test	Sustain Heavey wind & snow loads (2400 Pa & 5400 Pa or 550 Kg/m2
	Maximum diameter of 24 mm with Hail impact of 83 Km/h

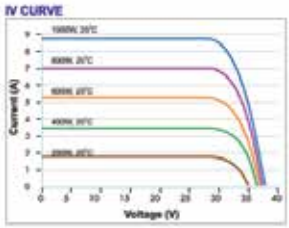

WARRANTY AND CERTIFICATION

Performance Warranty**	Linear Power Warranty for 25 years, 90% for 10 years and 80% for 25 years
Approvals and certificates	Products : IEC 61215:2005 - Ed 2 , IEC 61730 - Ed1 & Ed2, IEC 61701, IEC 62804, MNRE, UL,CE, IS:14286, IS-61215, IS-61730

** Refer warranty documents for terms and conditions.

**Specifications included in this datasheet are subject to change without notice. Electrical data without guarantee. Please confirm your requirement with the company representative while placing your order.

TECHNICAL DATA

Electrical Data : All Data refers to STC (1000W/m^2, AM1.5G, 25°C)

MODEL NAME	LGV12V180M
Peak Power Pmax (Wp)	180
Maximum Voltage Vmpp(V)	18.01
MaximumCurrent Impp(A)	9.99
Open Circuit Voltage Voc (V)	22.12
Short Circuit Current Isc (A)	10.37
Max Rated Current Series (Fuse Rating)	20 A
Module Efffciency (%)	19.68
Nos. of Solar cell per module	32

STC :1000W/m^2 Irradiance, 25°C Cell Temperature, AM1.5G Spectrum according to EN 60904-3

Average relative effciency reduction of < 5% at 200W/m2 according to EN 60904-1

ELECTRICAL PARAMETERS AT NOCT

Maximum Power Pmax (Wp)	136.50
Maximum Power voltage V@Pmax(V)	16.41
Maximum Powercurrent I@Pmax(A)	8.47
Open circuit Voltage Voc (V)	20.43
Short circuit current Isc(A)	8.62
NOCT Irradiance 800W/m2, Ambient Temperature 20°C, Wind speed 1 m/sec	

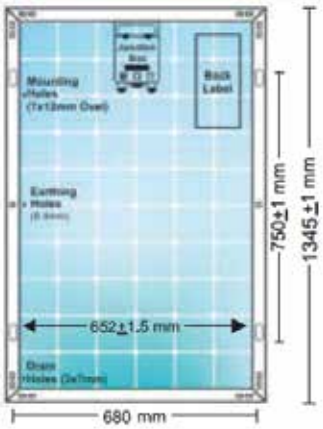

PERMISSIBLE OPERATING CONDITIONS

Tc of Open Circuit Voltage (ß)	-0.28%/°C ± 0.02
Tc of Short Circuit Voltage (α)	0.048%/°C ± 0.01
Tc of Power (Y)	-0.38%/°C ± 0.02
NOCT	45±2°C
Temerature Range	-40°C to +85 °C
Maximum System Voltage	1000 VDC

MECHANICAL DATA

LengthxWidthxHeight(in mm)	1345mm x 680mm x 35mm
Junction Box	IP 65 rated with Bypass diodes
Application Class	Class A (Safety class II)
Substrate (Glass)	High transmission low iron tempered glass
Solar cells & Orientation	(8x4 matrix) Mono Perc 158.75 mm x 158.75 mm Solar Cells
Cells Encapsulant	EVA (Ethyelene Vinyl Acetate) - FC/UFC
Back Sheet	Composite film - White
Frame	Silver Anodized aluminum frame with twin wall profile
Mechanical Load Test	Sustain Heavey wind & snow loads (2400 Pa & 5400 Pa or 550 Kg/m2
	Maximum diameter of 24 mm with Hail impact of 83 Km/h

IV CURVE

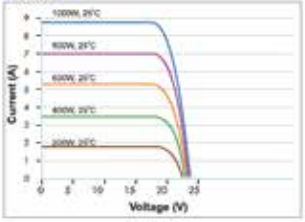

WARRANTY AND CERTIFICATION

Performance Warranty**	Linear Power Warranty for 25 years, 90% for 10 years and 80% for 25 years
Approvals and Certificates	Products : IEC 61215:2005 - Ed 2 , IEC 61730 - Ed1 & Ed2, IEC 61701, IEC 62804, MNRE, UL,CE, IS:14286, IS-61215, IS-61730

** Refer warranty documents for terms and conditions.

**Specifications included in this datasheet are subject to change without notice. Electrical data without guarantee. Please confirm your requirement with the company representative while placing your order.

TECHNICAL DATA

Electrical Data : All Data refers to STC (1000W/m^2, AM1.5G, 25°C)

MODEL NAME	LGV24VS335W
Peak Power Pmax (Wp)	335
Maximum Voltage Vmp (V)	38.30
Maximum Current Imp (A)	8.75
Open Circuit Voltage Voc (V)	46.50
Short Circuit Current Isc (A)	9.35
Module Efficiency (%)	17.35
No. of Solar Cells per Module	72

STC :1000W/m^2 Irradiance, 25°C Cell Temperature, AM1.5G Spectrum according to EN 60904-3

Average relative effciency reduction of < 5% at 200W/m2 according to EN 60904-1

ELECTRICAL PARAMETERS AT NOCT

Maximum Power Pmax (Wp)	251.60
Maximum Power voltage V@Pmax (V)	35.20
Maximum Power Current I@Pmax (A)	7.13
Open Circuit Voltage Voc (V)	42.80
Short Circuit current Isc(A)	7.64
NOCT Irradiance 800W/m2, Ambient Temperature 20°C, Wind Speed 1 m/s	

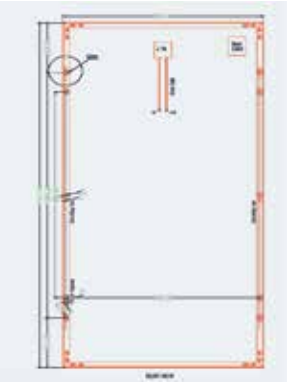

PERMISSIBLE OPERATING CONDITIONS

Tc of Open Circuit Voltage (ß)	-0.31%/°C ± 0.02
Tc of Short Circuit Voltage (α)	0.052%/°C ± 0.01
Tc of Power (Y)	-0.40%/°C ± 0.02
NOCT	45 ± 2°C
Maximum Series Fuse Ratings	20 A
Temperature Range	-40°C to +85 °C
Maximum System Voltage	1000 VDC

MECHANICAL DATA

Length x Width x Height (in mm)	1960X990X35 mm
Weight	21.50Kg
Junction Box	IP 67/IP 68 rated with 3 bypass diodes
Cable & Connectors	4 sqm (12AWG) solar cable 1000 mm x 2 nos. black MC4/MC4 compatible connectors
Application Class	Class A (Safety Class II)
Substrate (Glass)	High transmission low iron tempered glass AR coated
Solar cells & Orientation	72 Nos. (12 x 6) polycrystalline solar cells
Cells Encapsulant	EVA (Ethyelene Vinyl Acetate) - FC/UFC
Back Sheet	Composite film - White
Frame	Silver Anodized aluminum frame with twin wall profile
Mechanical Load Test	Sustain Heavey wind & snow loads (2400 Pa & 5400 Pa or 550 Kg/m^2)
	Maximum diameter of 24 mm with hail impact of 83 Km/h

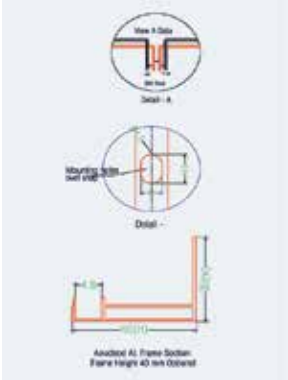



WARRANTY AND CERTIFICATION

Performance Warranty**	Linear Power Warranty for 25 years, 90% for 10 years and 80% for 25 years
Approvals and Certificates	Products : IEC 61215:2005 - Ed 2 , IEC 61730 - Ed1 & Ed2, IEC 61701, IEC 62804, MNRE, UL,CE, BIS APPROVED-IS:14286

** Refer warranty documents for terms and conditions.

**Specifications included in this datasheet are subject to change without notice. Electrical data without guarantee. Please confirm your requirement with the company representative while placing your order.

TECHNICAL DATA

Electrical Data : All Data refers to STC (1000W/m², AM1.5G, 25°C)

MODEL NAME	LGV24V400M
Peak Power Pmax (Wp)	400
Maximum Voltage Vmpp(V)	41.20
MaximumCurrent Impp(A)	9.72
Open Circuit Voltage Voc (V)	49.79
Short Circuit Current Isc (A)	10.31
Max Rated Current Series (Fuse Rating)	20 A
Module Efffciency (%)	20.17
Nos. of Solar cell per module	72

STC :1000W/m² Irradiance, 25°C Cell Temperature, AM1.5G Spectrum according to EN 60904-3

Average relative effciency reduction of < 5% at 200W/m2 according to EN 60904-1

ELECTRICAL PARAMETERS AT NOCT

Maximum Power Pmax (Wp)	297.00
Maximum Power voltage V@Pmax(V)	38.11
Maximum Powercurrent I@Pmax(A)	7.82
Open circuit Voltage Voc (V)	46.18
Short circuit current Isc(A)	8.28
NOCT Irradiance 800W/m2, Ambient Temperature 20°C, Wind speed 1 m/sec	

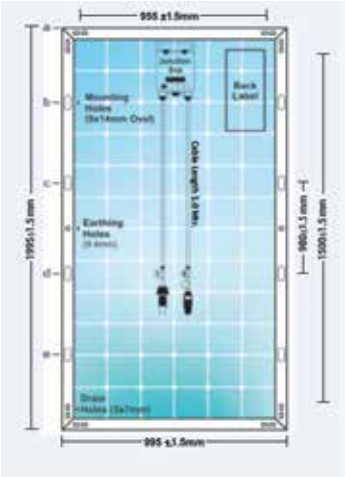

PERMISSIBLE OPERATING CONDITIONS

Tc of Open Circuit Voltage (ß)	-0.3%/°C ± 0.02
Tc of Short Circuit Voltage (α)	0.05%/°C ± 0.01
Tc of Power (Y)	-0.39%/°C ± 0.02
NOCT	45±2°C
Temerature Range	-40°C to +85 °C
Maximum System Voltage	1500 VDC
Max Reverse Current	20 A

MECHANICAL DATA

LengthxWidthxHeight(in mm)	1985X1000X35mm
Junction Box	IP 65/IP 68 rated with 3 Bypass diodes
Application Class	Class A (Safety class II)
Substrate (Glass)	3.2 High transmission low iron tempered glass AR coated
Solar cells & Orientation	72 Nos. (12 x 6) Mono PERC solar cells
Cells Encapsulant	EVA (Ethyelene Vinyl Acetate) - FC/UFC
Back Sheet	Composite film - White
Frame	Silver Anodized aluminum frame with twin wall profile
Mechanical Load Test	Sustain Heavey wind & snow loads (2400 Pa & 5400 Pa or 550 Kg/m2
	Maximum diameter of 24 mm with Hail impact of 83 Km/h

WARRANTY AND CERTIFICATION

Performance Warranty**	Linear Power Warranty for 25 years, 90% for 10 years and 80% for 25 years
Approvals and Certificates	Products : IEC 61215:2005 - Ed 2 , IEC 61730 - Ed1 & Ed2, IEC 61701, IEC 62804, MNRE, UL,CE, IS:14286, IS-61215, IS-61730

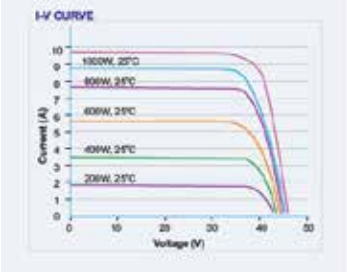

** Refer warranty documents for terms and conditions.

**Specifications included in this datasheet are subject to change without notice. Electrical data without guarantee. Please confirm your requirement with the company representative while placing your order.

TECHNICAL DATA

Electrical Data : All Data refers to STC (1000W/m², AM1.5G, 25°C)

MODEL NAME	LGV24VS530WM
Peak Power Pmax (Wp)	530
Maximum Voltage Vmpp(V)	41.36
MaximumCurrent Impp(A)	12.82
Open Circuit Voltage Voc (V)	49.32
Short Circuit Current Isc (A)	13.7
Max Series Fuse Rating	25 A
Module Efffciency (%)	20.54
Nos. of Solar cell per module	144

STC :1000W/m2 Irradiance, 25°C Cell Temperature, AM1.5G Spectrum according to EN 60904-3

Average relative effciency reduction of < 5% at 200W/m2 according to EN 60904-1

PERMISSIBLE OPERATING CONDITIONS

Tc of Open Circuit Voltage (ß)	-0.28%/°C ± 0.02
Tc of Short Circuit Voltage (α)	0.048%/°C ± 0.01
Tc of Power (Y)	-0.35%/°C ± 0.02
NOCT	45±2°C
Temerature Range	-40°C to +85 °C
Maximum System Voltage	1500 VDC

MECHANICAL DATA

LengthxWidthxHeight(in mm)	2277mmX1133mmX35mm (± 1 mm)
Weight (kg)	27.75
Junction Box	IP68, Split Junction Box with Individual Bypass Diodes
Application Class	Class A (Safety class II)
Substrate (Glass)	3.2 High transmission low iron tempered glass AR coated
Solar cells & Orientation	144 Nos. [2 x (12 x 6)] Mono PERC cut solar cells
Cells Encapsulant	EVA (Ethyelene Vinyl Acetate) - UFC
Back Sheet	Composite film - White
Frame	Silver Anodized aluminum frame with twin wall profile
Mechanical Load Test	5400 Pa (Snow load), 2400 Pa (Wind load)
	Maximum diameter of 24 mm with Hail impact of 83 Km/h

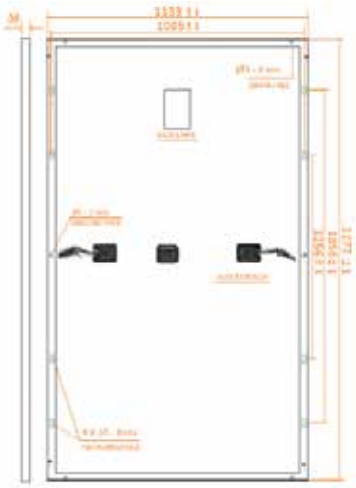

WARRANTY AND CERTIFICATION

Product Warranty*	12 Years
Performance Warranty**	Guranteed power output 90% warranty for 10 years and 80% for 25 years

Available only in pallet packing (28 panels per pallet)

**Specifications included in this datasheet are subject to change without notice.

TECHNICAL DATA

Electrical Data: All Data refers to STC (1000W/m², AM1.5G, 25°C)

MODEL NAME	LGV24VS535WM
Peak Power Pmax (Wp)	535
Maximum Voltage Vmpp(V)	41.43
MaximumCurrent Impp(A)	12.92
Open Circuit Voltage Voc (V)	49.47
Short Circuit Current Isc (A)	13.81
Module Efffciency (%)	20.94

STC :1000W/m2 irradiance, 25°C cell temperature, AM1.5G spectrum according to EN 60904-3
Electrical parameters can be vary with in +/- 5% except Pmax

TEMPERATURE COEFFICIENTS (TC) PERMISSIBLE OPERATING CONDITIONS

Tc of Open Circuit Voltage (ß)	-0.26%
Tc of Short Circuit Voltage (α)	0.02%
Tc of Power (Y)	-0.32%
NOCT	50.20°C
Maximum Series Fuse Ratings	25A
Temperature Range	-40°c to +85 °c at 85% RH
Maximum System Voltage	1500 V DC

MECHANICAL DATA

Length x Width x Height (in mm)	2256 x 1133 x 35 (±1 mm)
Weight (Kg)	27.65
Junction Box	IP68, Split Junction Box with Individual Bypass Diodes
Application Class	Class A (Safety Class II)
Superstrate (Glass)	3.2 mm High transmission low iron tempered glass
Solar cells & Orientation	144 Nos. [2 x (12 x 6)] Mono PERC half cut solar cells
Cells Encapsulant	EVA (Ethyelene Vinyl Acetate) - UFC
Back Sheet	Composite film - White
Frame	Silver anodized aluminium frame with twin wall profile
Mechanical Load Test	Sustain heavy wind & snow loads (2400 Pa)
	Maximum diameter of 24 mm with Hail impact of 83 Km/h

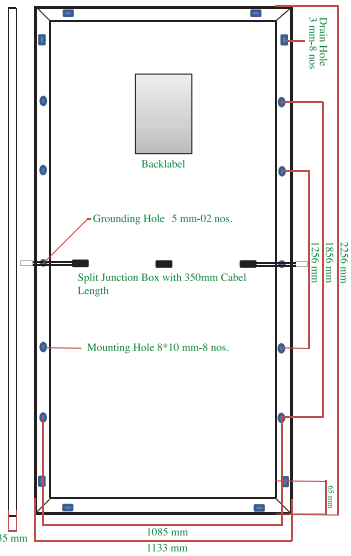

WARRANTY AND CERTIFICATION

Product Warranty*	12 Years
Performance Warranty**	Guranteed power output 90% warranty for 10 years and 80% for 25 years

Available only in pallet packing (28 panels per pallet)

**Specifications included in this datasheet are subject to change without notice.

TECHNICAL DATA

Electrical Data : All Data refers to STC (1000W/m², AM1.5G, 25°C)

MODEL NAME	LGV24VS540WM
Peak Power Pmax (Wp)	540
Maximum Voltage Vmpp(V)	41.81
MaximumCurrent Impp(A)	12.92
Open Circuit Voltage Voc (V)	49.81
Short Circuit Current Isc (A)	13.51
Max Series Fuse Rating	25 A
Module Efffciency (%)	20.92
Nos. of Solar cell per module	144

STC :1000W/m2 Irradiance, 25°C Cell Temperature, AM1.5G Spectrum according to EN 60904-3

Average relative effciency reduction of < 5% at 200W/m2 according to EN 60904-1

ELECTRICAL PARAMETERS AT NOCT

Maximum Power Pmax (Wp)	405.0
Maximum Power voltage V@Pmax(V)	38.79
Maximum Powercurrent I@Pmax(A)	10.46
Open circuit Voltage Voc (V)	46.54
Short circuit current Isc(A)	10.98
NOCT Irradiance 800W/m2, Ambient Temperature 20°C, Wind speed 1 m/sec	

PERMISSIBLE OPERATING CONDITIONS

Tc of Open Circuit Voltage (ß)	-0.28%/°C ± 0.02
Tc of Short Circuit Voltage (α)	0.048%/°C ± 0.01
Tc of Power (Y)	-0.35%/°C ± 0.02
NOCT	45±2°C
Temerature Range	-40°C to +85 °C
Maximum System Voltage	1500 VDC

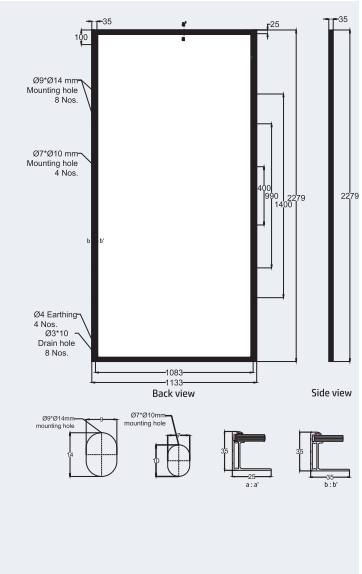

MECHANICAL DATA

LengthxWidthxHeight(in mm)	2279mmX1133mmX35mm (± 1 mm)
Weight (kg)	28.0
Junction Box	IP68, Split Junction Box with Individual Bypass Diodes
Application Class	Class A (Safety class II)
Substrate (Glass)	3.2 High transmission low iron tempered glass AR coated
Solar cells & Orientation	144 Nos. [2 x (12 x 6)] Mono PERC cut solar cells
Cells Encapsulant	EVA (Ethyelene Vinyl Acetate) - UFC
Back Sheet	Composite film - White
Frame	Silver Anodized aluminum frame with twin wall profile
Mechanical Load Test	5400 Pa (Snow load), 2400 Pa (Wind load)
	Maximum diameter of 24 mm with Hail impact of 83 Km/h

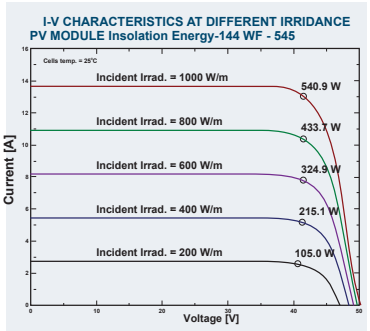

WARRANTY AND CERTIFICATION

Product Warranty*	12 Years
Performance Warranty**	Guranteed power output 90% warranty for 10 years and 80% for 25 years

Available only in pallet packing (26/28/30 panels per pallet)

**Specifications included in this datasheet are subject to change without notice.

TECHNICAL DATA

Electrical Data : All Data refers to STC (1000W/m², AM1.5G, 25°C)

MODEL NAME	LGV24VS545WM
Peak Power Pmax (Wp)	545
Maximum Voltage Vmpp(V)	42.02
MaximumCurrent Impp(A)	12.98
Open Circuit Voltage Voc (V)	50.14
Short Circuit Current Isc (A)	13.55
Max Series Fuse Rating	25 A
Module Efffciency (%)	21.12
Nos. of Solar cell per module	144

STC :1000W/m2 Irradiance, 25°C Cell Temperature, AM1.5G Spectrum according to EN 60904-3

Average relative effciency reduction of < 5% at 200W/m2 according to EN 60904-1

ELECTRICAL PARAMETERS AT NOCT

Maximum Power Pmax (Wp)	408.8
Maximum Power voltage V@Pmax(V)	38.8
Maximum Powercurrent I@Pmax(A)	10.46
Open circuit Voltage Voc (V)	46.56
Short circuit current Isc(A)	11.08
NOCT Irradiance 800W/m2, Ambient Temperature 20°C, Wind speed 1 m/sec	

PERMISSIBLE OPERATING CONDITIONS

Tc of Open Circuit Voltage (ß)	-0.28%/°C ± 0.02
Tc of Short Circuit Voltage (α)	0.048%/°C ± 0.01
Tc of Power (Y)	-0.35%/°C ± 0.02
NOCT	45±2°C
Temerature Range	-40°C to +85 °C
Maximum System Voltage	1500 VDC

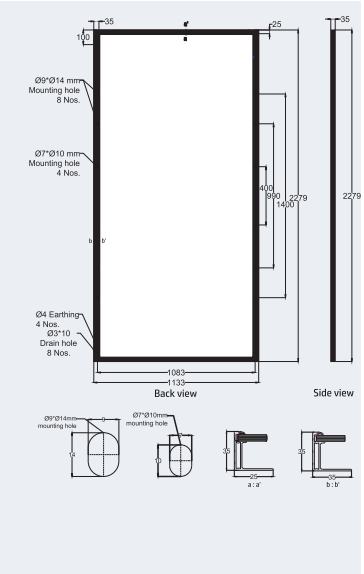

MECHANICAL DATA

LengthxWidthxHeight(in mm)	2279mmX1133mmX35mm (± 1 mm)
Weight (kg)	28.0
Junction Box	IP68, Split Junction Box with Individual Bypass Diodes
Application Class	Class A (Safety class II)
Substrate (Glass)	3.2 High transmission low iron tempered glass AR coated
Solar cells & Orientation	144 Nos. [2 x (12 x 6)] Mono PERC cut solar cells
Cells Encapsulant	EVA (Ethyelene Vinyl Acetate) - UFC
Back Sheet	Composite film - White
Frame	Silver Anodized aluminum frame with twin wall profile
Mechanical Load Test	5400 Pa (Snow load), 2400 Pa (Wind load)
	Maximum diameter of 24 mm with Hail impact of 83 Km/h

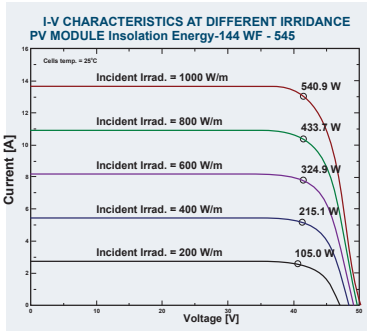

WARRANTY AND CERTIFICATION

Product Warranty*	12 Years
Performance Warranty**	Guranteed power output 90% warranty for 10 years and 80% for 25 years

Available only in pallet packing (30 panels per pallet)

**Specifications included in this datasheet are subject to change without notice.

TECHNICAL DATA

Electrical Data : All Data refers to STC (1000W/m^2, AM1.5G, 25°C)

MODEL NAME	LGV24VS550WM
Peak Power Pmax (Wp)	550
Maximum Voltage Vmpp(V)	42.23
MaximumCurrent Impp(A)	13.04
Open Circuit Voltage Voc (V)	50.47
Short Circuit Current Isc (A)	13.59
Max Series Fuse Rating	25 A
Module Efffciency (%)	21.93
Nos. of Solar cell per module	144

STC :1000W/m2 Irradiance, 25°C Cell Temperature, AM1.5G Spectrum according to EN 60904-3

BIFACIAL GAIN	MEASUREMENT	550
5%	Maximum Power (Pmax)	580
	Module Efficeincy	22.45
10%	Maximum Power (Pmax)	600
	Module Efficeincy	23.22
15%	Maximum Power (Pmax)	625
	Module Efficeincy	24.2

ELECTRICAL PARAMETERS AT NOCT

Maximum Power Pmax (Wp)	412.6
Maximum Power voltage V@Pmax(V)	38.9
Maximum Powercurrent I@Pmax(A)	10.49
Open circuit Voltage Voc (V)	46.59
Short circuit current Isc(A)	11.18
NOCT Irradiance 800W/m2, Ambient Temperature 20°C, Wind speed 1 m/sec	

PERMISSIBLE OPERATING CONDITIONS

Tc of Open Circuit Voltage (ß)	-0.28%/°C ± 0.02
Tc of Short Circuit Voltage (α)	0.048%/°C ± 0.01
Tc of Power (Y)	-0.35%/°C ± 0.02
NOCT	45±2°C
Temerature Range	-40°C to +85 °C
Maximum System Voltage	1500 VDC

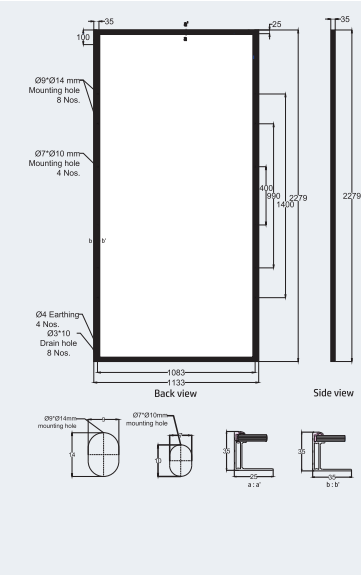

MECHANICAL DATA

LengthxWidthxHeight(in mm)	2279mmX1133mmX35mm (± 1 mm)
Weight (kg)	28.0
Mounting Holes size	8 X 10±0.5 mm
Mounting Hole CTC distance - vertical	990 ±1 mm, 1400±1 mm
Mounting Hole CTC distance - horizontal	1091 ±1mm
Junction Box	IP68, Split Junction Box with Individual Bypass Diodes
Application Class	Class A (Safety class II)
Substrate (Glass)	3.2 High transmission low iron tempered glass AR coated
Cells Encapsulant	EVA (Ethyelene Vinyl Acetate) - UFC
Back Sheet	Composite film -Transparent Back sheet
Frame	Silver Anodized aluminum frame with twin wall profile
Mechanical Load Test	5400 Pa (Snow load), 2400 Pa (Wind load)
	Maximum diameter of 25 mm with Hail impact of 23m/s

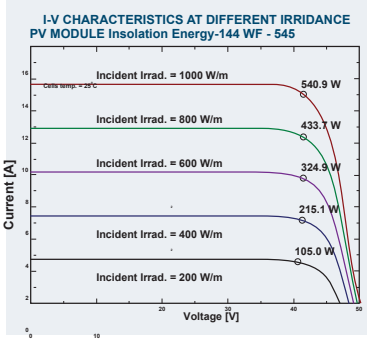

WARRANTY AND CERTIFICATION

Product Warranty*	12 Years
Performance Warranty**	Guranteed power output 90% warranty for 10 years and 80% for 25 years

Available only in pallet packing (30 panels per pallet)

**Specifications included in this datasheet are subject to change without notice.

Livguard™ Solar

My LIV SERV SUPPORT

+91-7428191000

18001025551

GET IT ON Google Play

@LivguardEnergy Livguard Energy @livguardenergy @LivguardEnergy Livguard

Livguard Energy Technologies Private Limited
Plot no. 221, Udyog Vihar Phase-I,
Gurgaon-122016, Haryana, India.
www.livguard.com